


SPC multi-couplings Sequential injection





Centralised supply to hydraulic cylinders controlling the opening and closing needles in sequential injection circuits on hot channels.



Centralise the connections...

All the cleverness of a range specifically designed for sequential injection, with

- **One centralised hydraulic energy connection**
 - To optimise mould change times
 - To rationalise connections
- **A flush face non spill design**, preventing pollution of the work area and the circuits.



- **A very short response time for hydraulic control circuits**, for easier and optimised control of opening and closing of sequential injection nozzles
 - up to 8 l/min flow
 - nozzle opening time: 0.15 s
(value for information only for a 19.5 cm³ nozzle)
- **Circuit connection** by rigid tube on the side or directly to the underside of the fixed plate.



... to improve injection control



Durable performance combining optimum flow and excellent pressure resistance in a very small size.

• **Optimum safety provided by:**

- Connection in only one position preventing any danger of a mistake by circuit inversion.
- Tough ball locking, coupled with a safety locking system with a removable handle.
- A keying system to prevent connection errors when several plates are used on the same mould.
- Proximity sensors available as an option on both models.


- **Great flexibility in use, with** systems that can be used for both existing and new presses and moulds.

- **Compact design,** using a 0 interface and unions fitted in pockets to reduce their space requirement to a minimum.










- **A tough design,** with flush fitted components (plugs, sockets and locking systems), to prevent any risk of damage when handled.


































































Mechanical keying system

To avoid any error of connection in case of several plates being in use on the same mould.



2 major standards, with unlimited application options

SPC 203		MOULD SIDE			 Possible configurations  Detection kit for use in these configurations		
		for 2 injection nozzles SPC 203.04	for 4 injection nozzles SPC 203.08	for 6 injection nozzles SPC 203.12			
PRESS SIDE		for 6 injection nozzles: SPC 203.12	 	 	 		

SPC 205		MOULD SIDE							
		for 2 injection nozzles SPC 205.04	for 3 injection nozzles SPC 205.06	for 4 injection nozzles SPC 205.08	for 5 injection nozzles SPC 205.10	for 6 injection nozzles SPC 205.12	for 7 injection nozzles SPC 205.14	for 8 injection nozzles SPC 205.16	
PRESS SIDE		for 4 injection nozzles: SPC 205.08	 	 	 				
	for 5 injection nozzles: SPC 205.10	 	 	 	 				
	for 6 injection nozzles: SPC 205.12	 	 	 	 	 			
	for 7 injection nozzles: SPC 205.14	 	 	 	 	 	 		
	for 8 injection nozzles: SPC 205.16	 	 	 	 	 	 	 	



Technical characteristics

Shut-off

- double

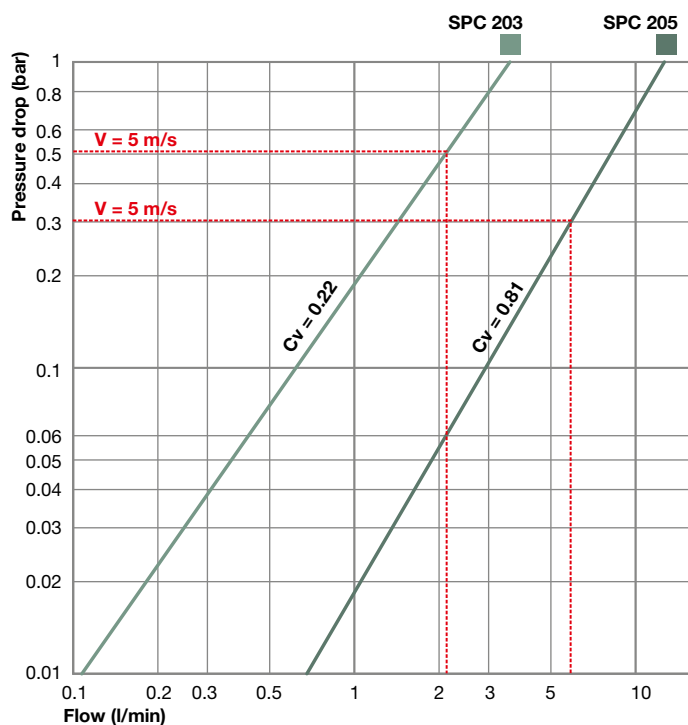
Tightness

- Fluorcarbon seals (FPM) as standard

Performances

	SPC 203	SPC 205
Flow per socket (l/mn)	2.85	8
Opening time for each nozzle on a cylinder with a volume of 19.5 cm ³ (s)	0.4	0.15

Flow rate / pressure drop charts



Conditions of use of the plates

- Min. / max. working temperature:
-10 °C to + 100 °C
- Max. working pressure: 100 bar
We recommend to balance the pressures

Proximity detection

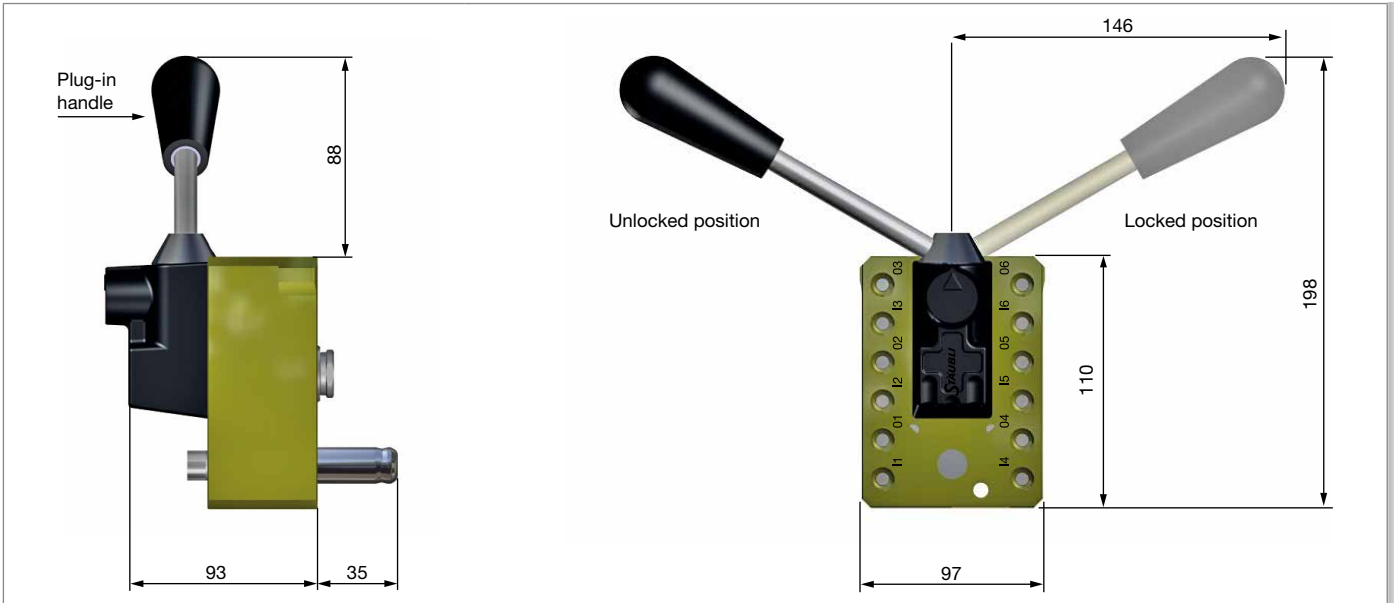
- PNP - M8 x 1
- 1 connector M12 + 5 m of 3 wire cable

• Test conditions:

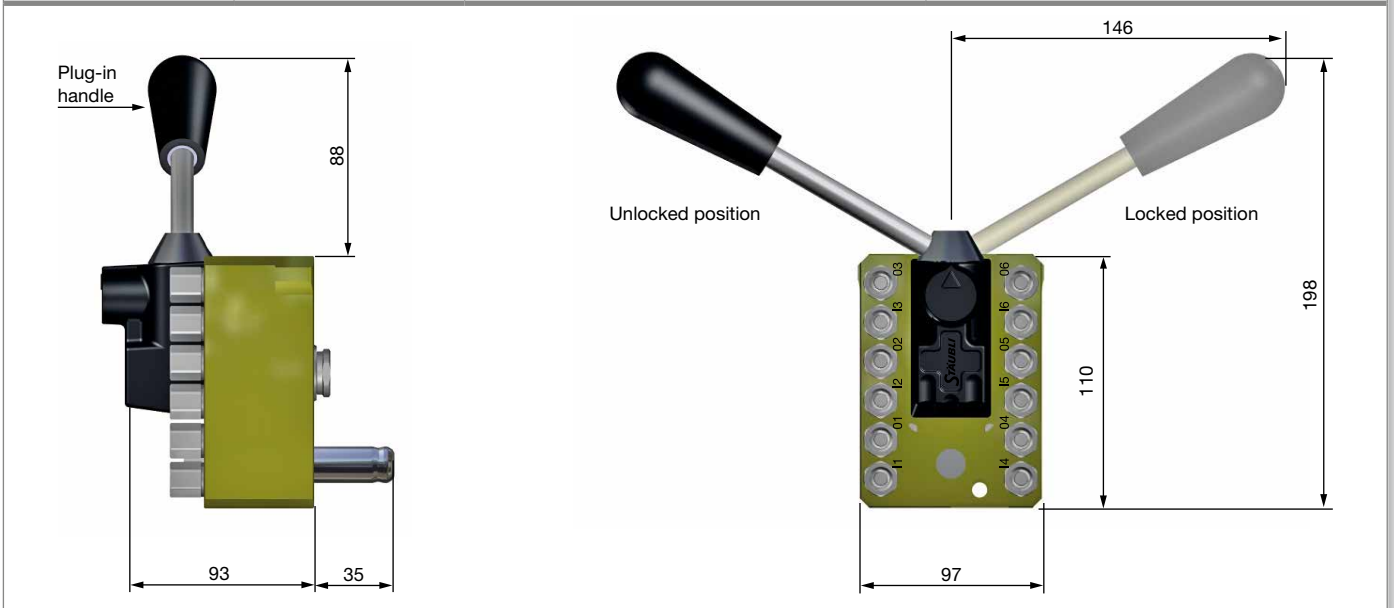
- Hydraulic oil INVAROL FJ 13 (H515) at 40 °C
- Density at 40 °C: 833 kg/m³
- Kinematic viscosity 40 °C: 13.4 cSt
- Direction of flow:
plug → socket

SPC 203

Press equipment



Number of nozzles	Plate fitted with	End connection	PART-NUMBERS
6	12 sockets	G 1/8 female thread	SPC 203.12.1100/JV



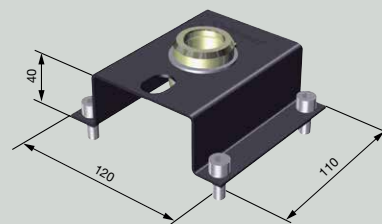
Number of nozzles	Plate fitted with	End connection	PART-NUMBERS
6	12 sockets	Rc 1/8 female thread	SPC 203.12.1110/JV
		UN 3/8 – 24 female thread *	SPC 203.12.1309/JV

* according to SAE J1926-1

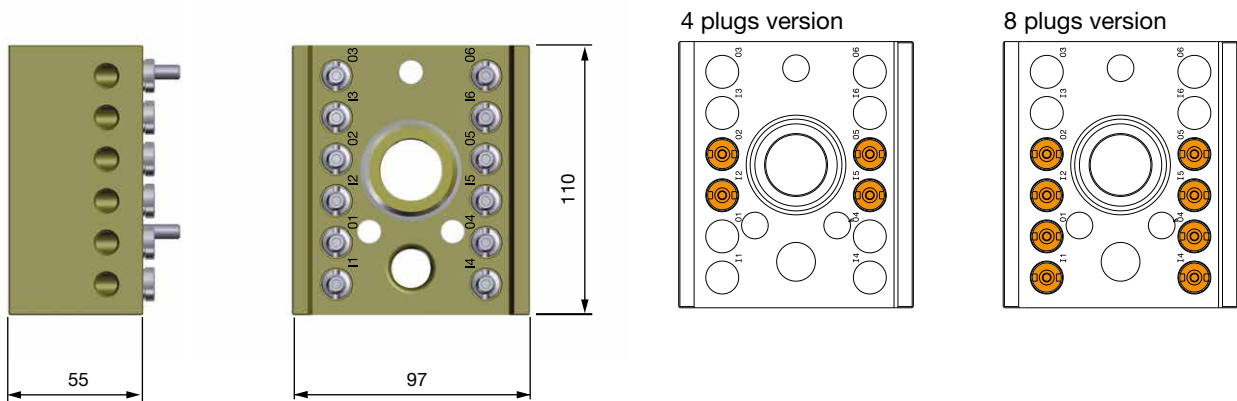
Parking plate

To park moving plates

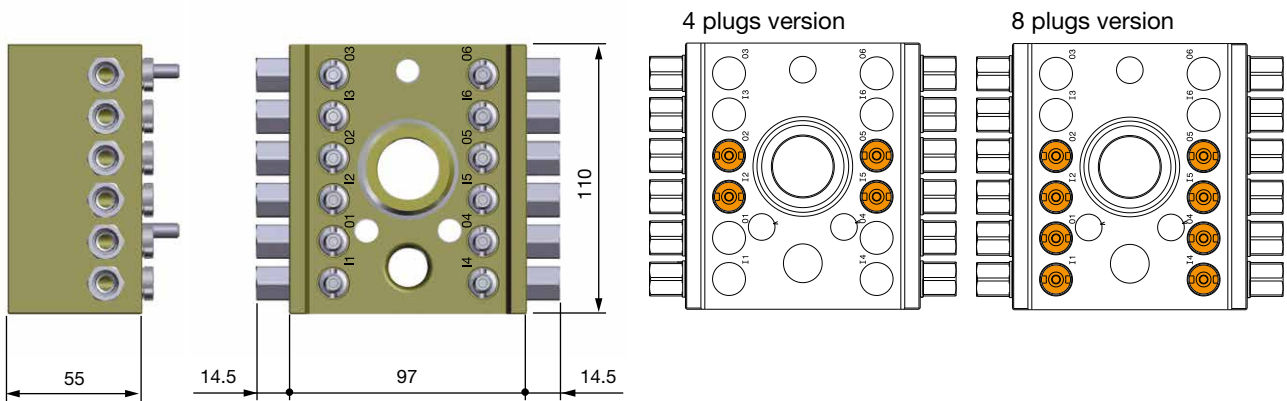
Part-number : **SPC 205.12.8900**



Proximity detection: add code **DP** to the part-numbers above



Number of nozzles	Plate fitted with	End connection	PART-NUMBERS
2	4 plugs	G 1/8 female thread	SPC 203.04.7100/JV
4	8 plugs		SPC 203.08.7100/JV
6	12 plugs		SPC 203.12.7100/JV



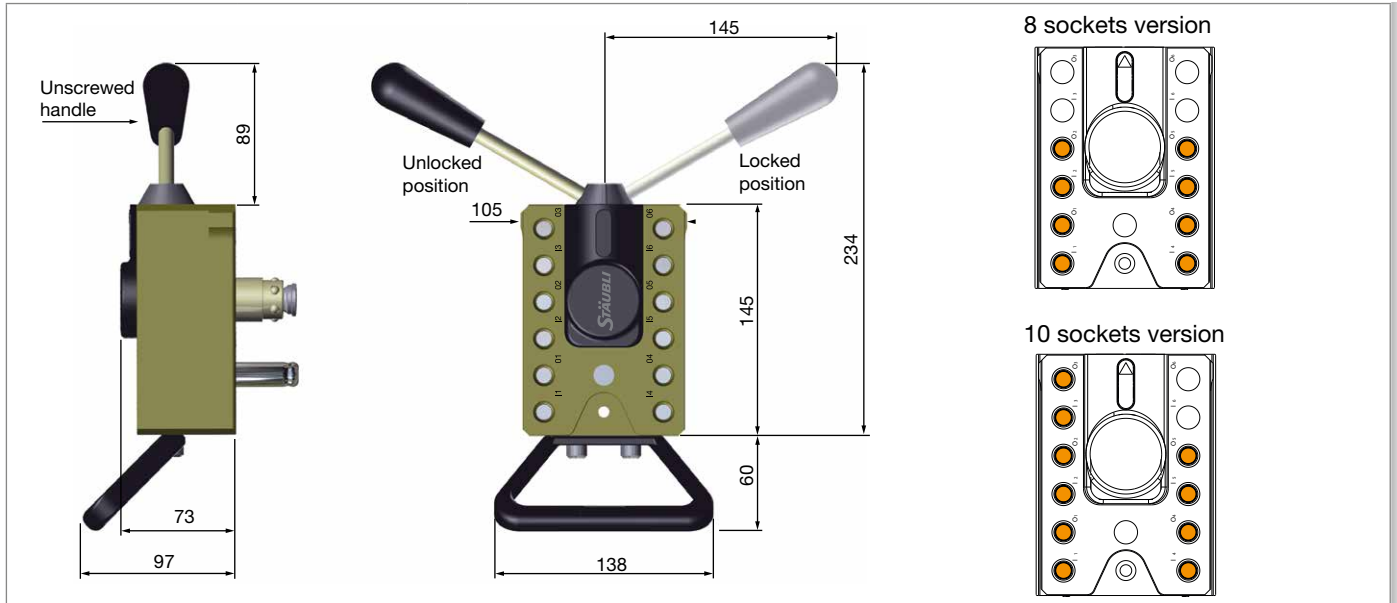
Number of nozzles	Plate fitted with	End connection	PART-NUMBERS
2	4 plugs	Rc 1/8 female thread	SPC 203.04.7110/JV
		UN 3/8 – 24 female thread *	SPC 203.04.7309/JV
4	8 plugs	Rc 1/8 female thread	SPC 203.08.7110/JV
		UN 3/8 – 24 female thread *	SPC 203.08.7309/JV
6	12 plugs	Rc 1/8 female thread	SPC 203.12.7110/JV
		UN 3/8 – 24 female thread *	SPC 203.12.7309/JV

* according to SAE J1926-1

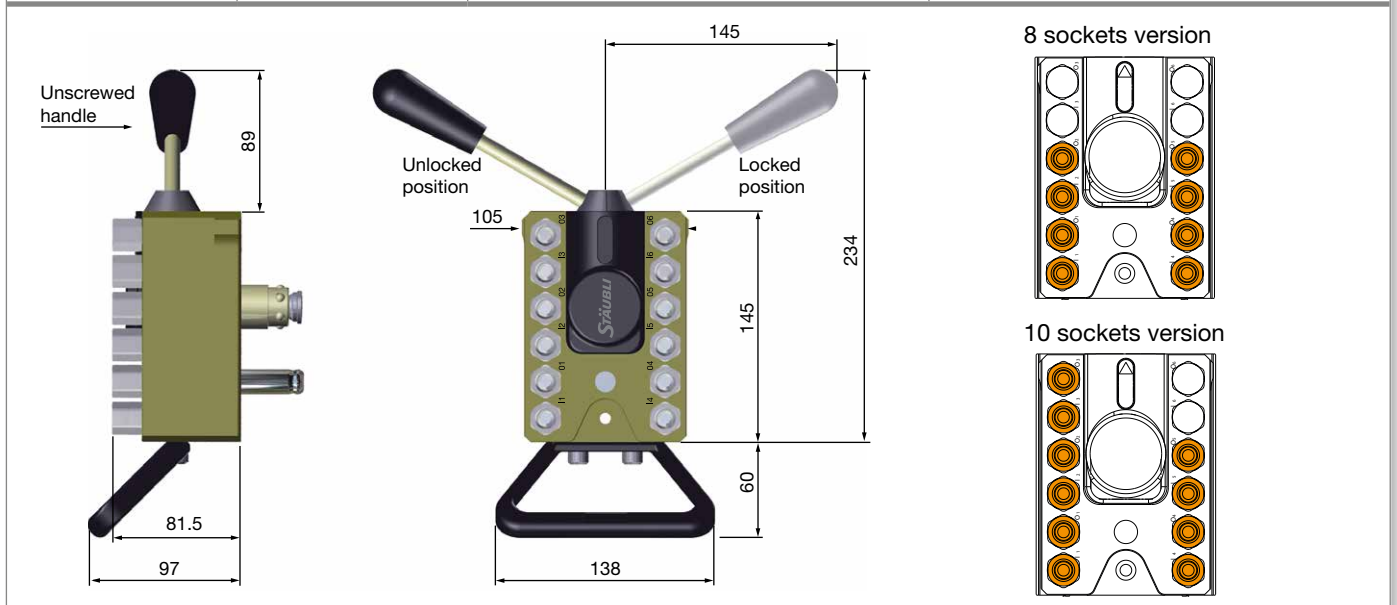
Keying kit: allows the use of up to 3 plates on the same mould without any risk of misconnection
Part-number: SPC 203.12.8910

SPC 205

Press equipment



Number of nozzles	Plate fitted with	End connection	PART-NUMBERS
4	8 sockets	G 1/4 female thread	SPC 205.08.1101/JV
5	10 sockets		SPC 205.10.1101/JV
6	12 sockets		SPC 205.12.1101/JV



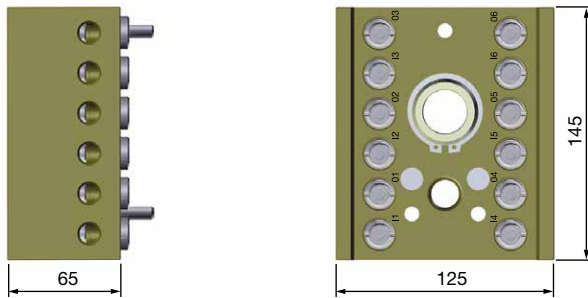
Number of nozzles	Plate fitted with	End connection	PART-NUMBERS
4	8 sockets	Rc 1/4 female thread	SPC 205.08.1111/JV
		UN 9/16 – 18 female thread *	SPC 205.08.1314/JV
5	10 sockets	Rc 1/4 female thread	SPC 205.10.1111/JV
		UN 9/16 – 18 female thread *	SPC 205.10.1314/JV
6	12 sockets	Rc 1/4 female thread	SPC 205.12.1111/JV
		UN 9/16 – 18 female thread *	SPC 205.12.1314/JV

* according to SAE J1926-1

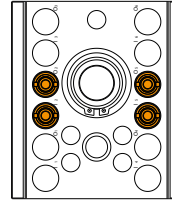
Parking plate: see part-number page 6

Proximity detection: add code **DP** to the part-numbers above

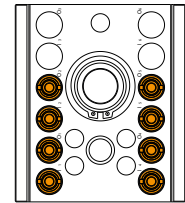
Mould equipment



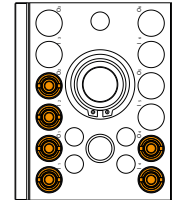
4 plugs version



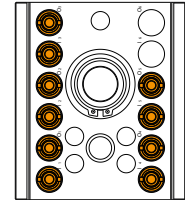
8 plugs version



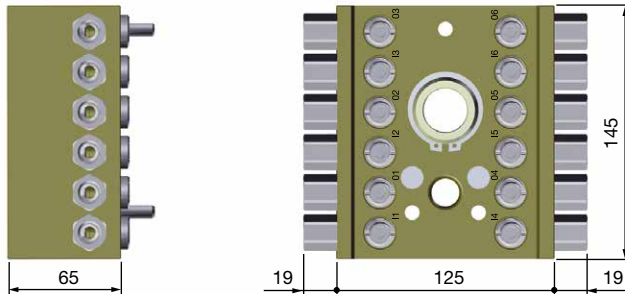
6 plugs version



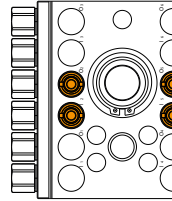
10 plugs version



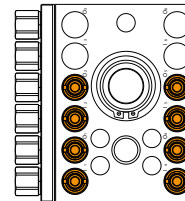
Number of nozzles	Plate fitted with	End connection	PART-NUMBERS
2	4 plugs	G 1/4 female thread	SPC 205.04.7101/JV
3	6 plugs		SPC 205.06.7101/JV
4	8 plugs		SPC 205.08.7101/JV
5	10 plugs		SPC 205.10.7101/JV
6	12 plugs		SPC 205.12.7101/JV



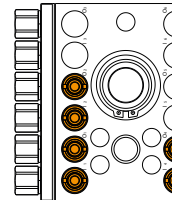
4 plugs version



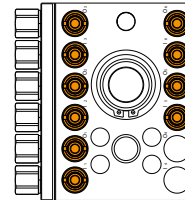
8 plugs version



6 plugs version



10 plugs version



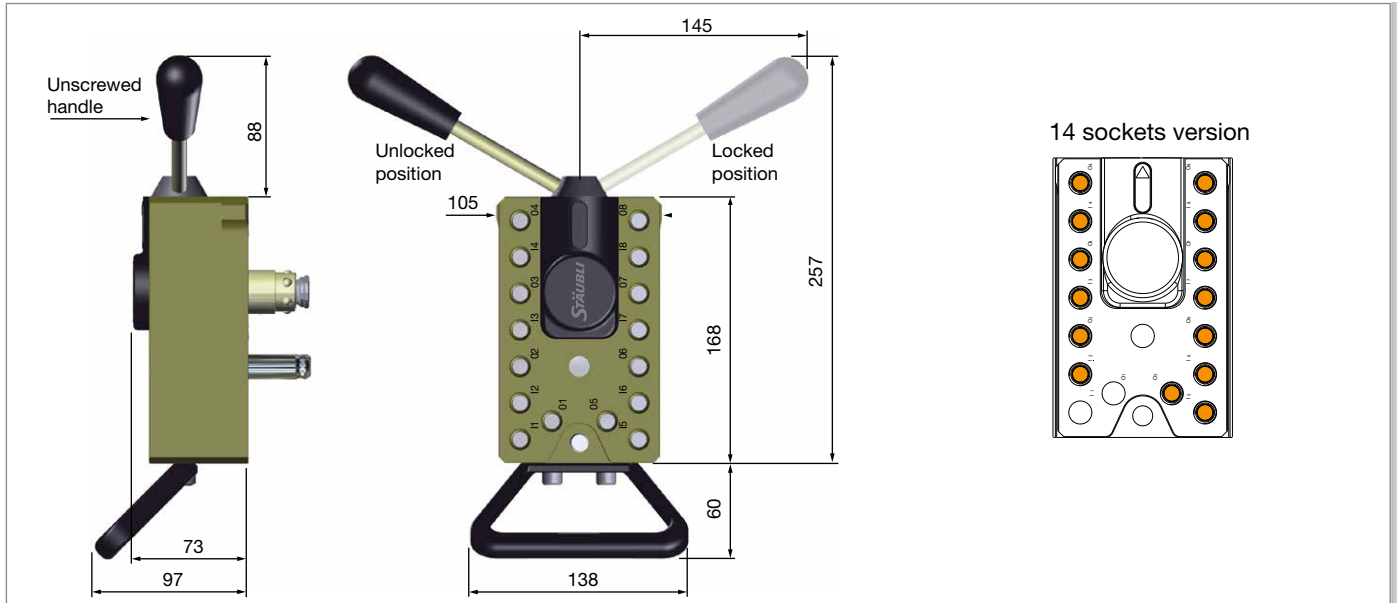
Number of nozzles	Plate fitted with	End connection	PART-NUMBERS
2	4 plugs	Rc 1/4 female thread	SPC 205.04.7111/JV
		UN 9/16 – 18 female thread *	SPC 205.04.7314/JV
3	6 plugs	Rc 1/4 female thread	SPC 205.06.7111/JV
		UN 9/16 – 18 female thread *	SPC 205.06.7314/JV
4	8 plugs	Rc 1/4 female thread	SPC 205.08.7111/JV
		UN 9/16 – 18 female thread *	SPC 205.08.7314/JV
5	10 plugs	Rc 1/4 female thread	SPC 205.10.7111/JV
		UN 9/16 – 18 female thread *	SPC 205.10.7314/JV
6	12 plugs	Rc 1/4 female thread	SPC 205.12.7111/JV
		UN 9/16 – 18 female thread *	SPC 205.12.7314/JV

* according to SAE J1926-1

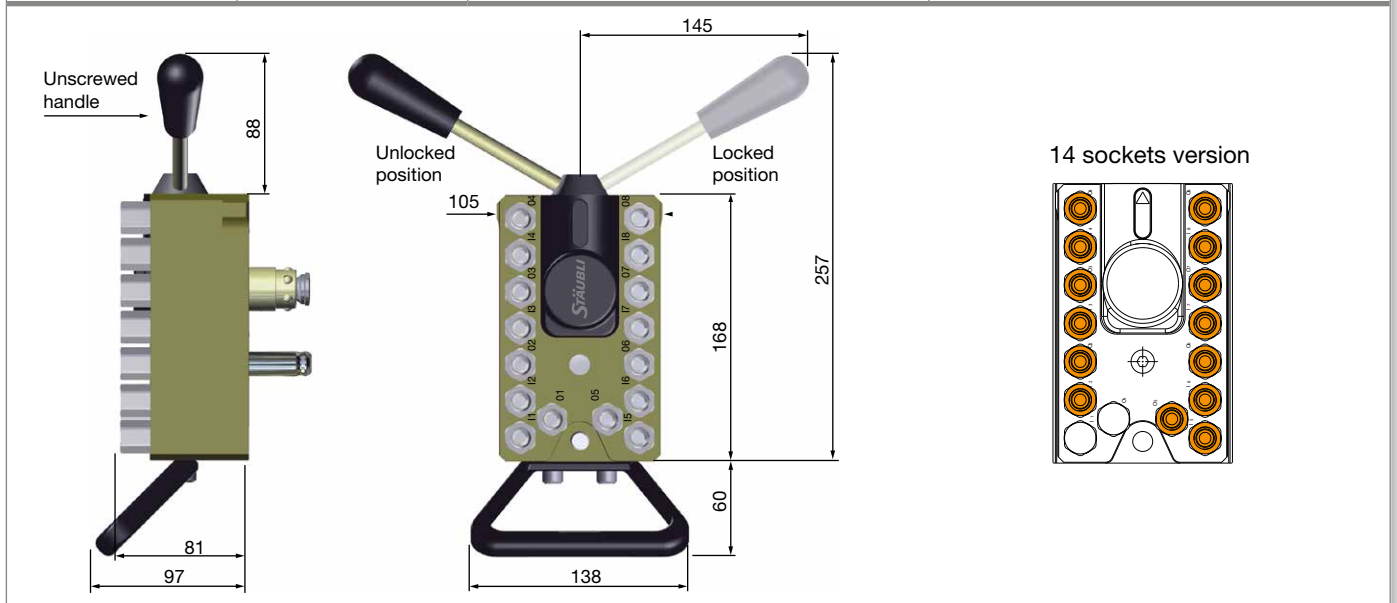
Keying kit: allows the use of up to 4 plates on the same mould without any risk of misconnection
 Part-number: **SPC 205.12.8910**

SPC 205

Press equipment



Number of nozzles	Plate fitted with	End connection	PART-NUMBERS
7	14 sockets	G 1/4 female thread	SPC 205.14.1101/JV
8	16 sockets		SPC 205.16.1101/JV

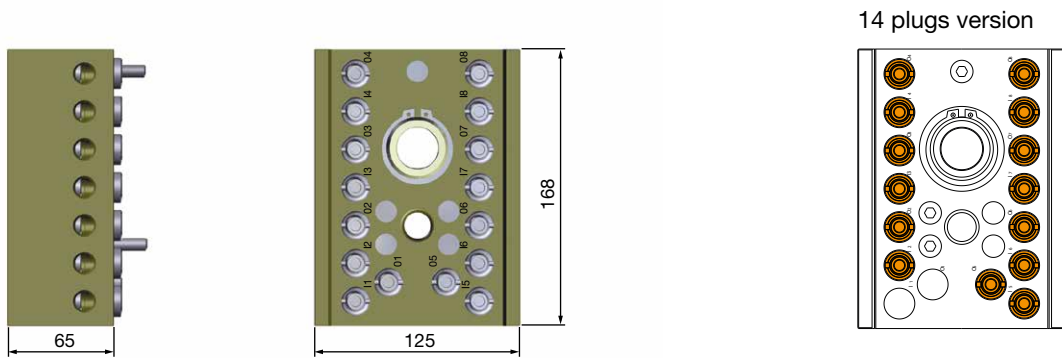


Number of nozzles	Plate fitted with	End connection	PART-NUMBERS
7	14 sockets	Rc 1/4 female thread	SPC 205.14.1111/JV
		UN 9/16 – 18 female thread *	SPC 205.14.1314/JV
8	16 sockets	Rc 1/4 female thread	SPC 205.16.1111/JV
		UN 9/16 – 18 female thread *	SPC 205.16.1314/JV

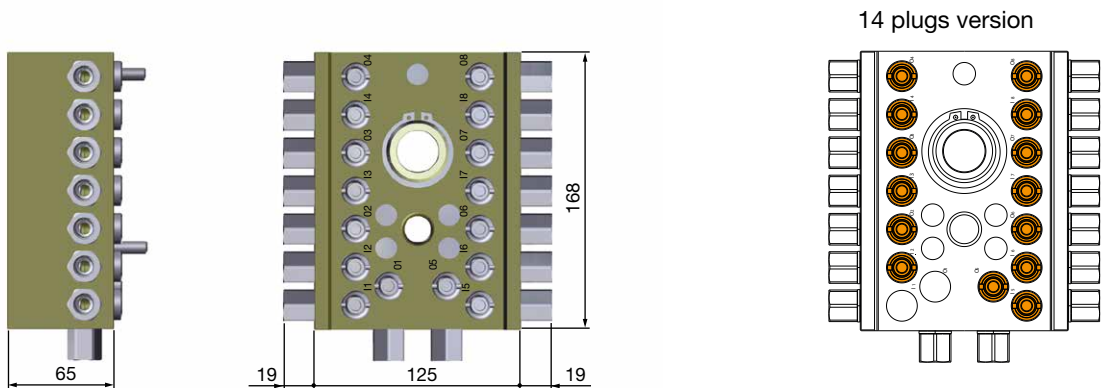
* according to SAE J1926-1

Parking plate: see part-number page 6

Proximity detection: add code **DP** to the part-numbers above



Number of nozzles	Plate fitted with	End connection	PART-NUMBERS
7	14 plugs	G 1/4 female thread	SPC 205.14.7101/JV
8	16 plugs		SPC 205.16.7101/JV



Number of nozzles	Plate fitted with	End connection	PART-NUMBERS
7	14 plugs	Rc 1/4 female thread	SPC 205.14.7111/JV
		UN 9/16 – 18 female thread *	SPC 205.14.7314/JV
8	16 plugs	Rc 1/4 female thread	SPC 205.16.7111/JV
		UN 9/16 – 18 female thread *	SPC 205.16.7314/JV

* according to SAE J1926-1

Keying kit: allows the use of up to 4 plates on the same mould without any risk of misconnection
 Part-number: **SPC 205.12.8910**

We reserve the right to modify product specifications without prior notice.

Belgium

Tel.: +32 (0) 56 36 40 03
connectors.be@staubli.com

Brazil

Tel.: +55 (0) 11 2348 7400
connectors.br@staubli.com

China

Tel.: +86 40066 70066
connectors.cn@staubli.com

**Czech Republic,
Slovakia, Hungary**

Tel.: +420 466 616 125
connectors.cz@staubli.com

France

Tel.: +33 (0)1 69 93 25 00
srf@staubli.com

Germany, Austria

Tel.: +49 (0) 921/883 - 0
connectors.de@staubli.com

Hong Kong

Tel.: +852-2366 0660
connectors.hk@staubli.com

India

Tel.: +91 22 282 39 34 / 45
connectors.in@staubli.com

Italy

Tel.: +39 (0) 362/944.1
connectors.it@staubli.com

Japan

Tel.: +81 6 6889 3308
connectors.stkk@staubli.com

North America

(USA, Canada, Mexico)
Tel.: +1 864/433-1980
connectors.usa@staubli.com

Poland

Tel.: +48 42 636 85 04
connectors.pl@staubli.com

Portugal

Tel.: +351 22 978 39 56/50
connectors.pt@staubli.com

Romania

Tel.: +40374040494
connectors.ro@staubli.com

Russia

Tel.: + 7 812 3344630
connectors.ru@staubli.com

Singapore

Tel.: +65 / 6266 0900
connectors.sg@staubli.com

South Korea

Tel.: +82 53 753 0044
connectors.kr@staubli.com

Spain

Tel.: +34 937 205 405
connectors.es@staubli.com

Switzerland

Tel.: +41 (0) 43/244 22 33
connectors.ch@staubli.com

United Kingdom

Tel.: +44 (0) 1952 671 918
connectors.uk@staubli.com

Taiwan

Tel.: +886 2 8797 7795
connectors.tw@staubli.com

Turkey

Tel.: +90 212/472 13 00
connectors.tr@staubli.com

www.staubli.com



■ Staubli units
○ Connectors distributors

International sales coordination

Staubli Faverges - CS 30070 - F - 74210 Faverges
Tel.: +33 (0) 4 50 65 67 97 - Fax: +33 (0) 4 50 65 60 69
e mail: connectors.sales@staubli.com

Staubli is a trademark of Staubli International AG, registered in Switzerland and other countries.
© Staubli. 07/01/2014